

PRODUCT FLASH

Commercial 4K Display

Sony's commercial grade display panel are specifically designed for digital signage, information and monitoring applications, as well as use in meeting rooms, classrooms, lobbies, showrooms, sports venues and more.

Built on the most powerful processor and display device technology, the FW-BZ and EZ series is designed to reproduce the best picture quality and is highly reliable. This series also adds professional features like network and serial control, flexible installation options and high brightness.

FW – BZ53L Series

98

Deep Black Non-Glare Coating



androidtv

Available size



FEATURES

- 24/7 operation
- 780 (cd/m2)
- Peak brightness 1,500 (cd/m2)
- Direct: Full Array LED
- Cognitive Processor XR
- XR 4K Upscaling
- Android 10
- IP & RS232C control
- Deep Black Non-Glare Coating
- High refresh rate 4K 120Hz
- 32GB internal storage
- Chromecast & Apple AirPlay
- BRAVIA Signage free
- Export and import settings to/from USB flash memory
- Direct access to pro mode
- 4 x HDMI
- Portrait/Landscape/Tilt Installation
- Built-in Media Player
- Built-in Android Applications Store
- 3 year commercial onsite warranty



FW-BZ53L series does not have a TV tuner.

Refer to FW-BZ Series product flash for more information and available accessories.

FW – BZ40L_BZ35L Series

BZ40L (85"-55") | BZ35L (75"-55")

85

75

65

55

BZ35L

75

65

55

Available sizes

Deep Black Non-Glare Coating
BZ40L only



androidtv



FW-BZ40L_BZ35L series does not have a TV tuner.

Refer to FW-BZ Series product flash for more information and available accessories

FEATURES

- 24/7 operation
- 650 (cd/m2) on 85" BZ40L
- 700 (cd/m2) on 75"-55" BZ40L
- 550 (cd/m2) on BZ35L
- Direct LED
- 4K HDR Processor X1
- Android 10
- IP & RS232C control
- Deep Black Non-Glare Coating (BZ40L only)
- 32GB internal storage
- Chromecast & Apple AirPlay
- BRAVIA Signage free
- Export and import settings to/from USB flash memory
- Direct access to pro mode
- 4 x HDMI
- Portrait/Landscape/Tilt Installation
- Built-in Android Applications Store
- 3 year commercial onsite warranty


PRODUCT FLASH

Commercial 4K Display

FW – BZ30L/J Series

| BZ30L | | | | | BZ30J |
|-------|----|----|----|----|-------|
| 75 | 65 | 55 | 50 | 43 | 32 |

Available size



FW-BZ30L/J series does not have a TV tuner.

Refer to FW-BZ Series product flash for more information and available accessories

FEATURES

- 24/7 operation
- 440 (cd/m²) on 75" to 43"
- 300 (cd/m²) on 32"
- Direct LED on 75" to 43"
- Edge LED on 32"
- 4K HDR Processor X1
- 4K X-Reality PRO
- Android 10
- 16GB internal storage
- IP & RS232C control
- Chromecast & Apple AirPlay
- BRAVIA Signage free
- Export and import settings to/from USB flash memory
- Direct access to pro mode
- 4 x HDMI
- Portrait/Landscape/Tilt Installation
- Built-in Media Player
- Built-in Android Applications Store
- 3 year commercial onsite warranty

FW – E220L Series

| E220L | | | | |
|-------|----|----|----|----|
| 75 | 65 | 55 | 50 | 43 |

Available size



FW-E220L series does not have a TV tuner.

Refer to FW-BZ Series product flash for more information and available accessories

FEATURES

- 16/7 operation
- 350 (cd/m²)
- Direct LED
- 4K Processor X1
- 4K X-Reality PRO
- Android 11
- 16GB internal storage
- Simple IP & RS232C control
- Simple Pro mode setting
- Chromecast & Apple AirPlay
- Pre installed BRAVIA Signage free
- Export and import settings to/from USB flash memory
- Simple Pro Settings available
- 3 x HDMI
- Portrait/Landscape/Tilt Installation
- Built-in Media Player
- Built-in Android Applications Store
- 3 year commercial onsite warranty

PRODUCT FLASH



Designed for versatile business use

- IP network and serial communication controls
- Flexible installation to fit any environment



Pro mode for advanced customisation

- Detailed customisation for a variety of setting menus**
- One-step setting optimised for meeting rooms/signage
- Batch import/export of settings via USB memory



Built-in software platform and API


- Simple and easy 4K signage configuration
- Basic meeting room app pre downloaded
- Flexible content layout with HTML5

| Behaviour customisation | Function restrictions | Integration flexibility |
|---|--|--|
| <ul style="list-style-type: none"> • Power-on by HDMI plug-in • "Home" key behaviour • Account expiration for streaming app i.e. Netflix. TV can auto wipe login details after use • Fixed initial input source | <ul style="list-style-type: none"> • Disable key equipment • Maximum volume • External input source control • Screen mirroring setting | <ul style="list-style-type: none"> • Export/import setting values • Power on/off control with applications • Installation setting for web applications – HTML5 • Start-up applications setting |


**Examples of customisation settings

Bezel Size


BZ53L Series (mm)

| | Top | Side | Bottom | |
|----------|---|------|--------|---------------------|
| | 18 | 18 | 18 | |
| Material |  | | | All Aluminium Bezel |


BZ40L Series (mm)

| Inch | Top | Side | Bottom | Material |
|------|------|------|--------|---|
| 85" | 11.9 | 11.9 | 20.6 |  85" All Aluminium Bezel 75" - 55" All Plastic Bezel |
| 75" | 16 | 16 | 21 | |
| 65" | 15.1 | 15.1 | 19.6 | |
| 55" | 15.1 | 15.1 | 19.6 | |

BZ35L Series (mm)

| Inch | Top | Side | Bottom | Material |
|------|------|------|--------|--|
| 75" | 16 | 16 | 21 |  All Plastic Bezel |
| 65" | 15.1 | 15.1 | 19.6 | |
| 55" | 15.1 | 15.1 | 19.6 | |

BZ30L_BZ30J Series (mm)

| Inch | Top | Side | Bottom | Material |
|------|------|------|--------|---|
| 85" | 11.9 | 19.1 | 20.6 |  85" All Aluminium Bezel 75" - 32" All Plastic Bezel |
| 75" | 16 | 16 | 21 | |
| 65" | 15.1 | 15.1 | 19.6 | |
| 55" | 15.1 | 15.1 | 19.6 | |
| 50" | 13.6 | 13.6 | 19.6 | |
| 43" | 13.6 | 13.6 | 20.7 | |
| 32" | 12.3 | 12.3 | 15.4 | |

EZ20L Series (mm)

| Inch | Top | Side | Bottom | Material |
|------|------|------|--------|--|
| 75" | 16 | 16 | 21 |  All Plastic Bezel |
| 65" | 15.1 | 15.1 | 19.5 | |
| 55" | 15.1 | 15.1 | 19.6 | |
| 50" | 13.6 | 13.6 | 19.9 | |
| 43" | 13.6 | 13.6 | 20.7 | |

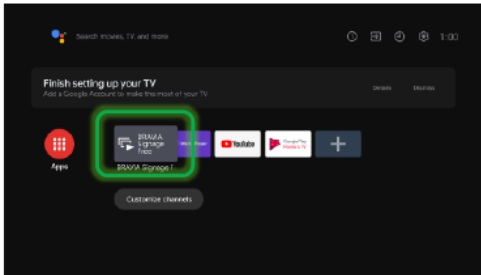
PRODUCT FLASH

Free Applications

BRAVIA Signage Free

BRAVIA Signage Free is a software that allows you to play content (movie, still images, HTML) on a BRAVIA display using a USB flash memory thumb drive. This is a free software that provides a basic signage solution.

BRAVIA Signage Free is now an android app and is pre-installed on all BZ and EZ series - no installation required. You can start using it straight away.



Basic steps for BZ/EZ TV

1. Turn on TV and insert blank USB into a BZ or EZ model.
2. Select [BRAVIA Signage Free] on the Home screen.
3. Follow the prompts on screen.
4. When prompted, take USB out from TV, insert into a laptop, locate the "Media" folder and copy your content here.
5. Take the same USB and insert back into TV. TV will recognise and play signage, if not, turn TV off and on. If still not working launch BRAVIA Signage Free app on home screen again.

For use on FWD series, download from;

<https://pro-bravia.sony.net/resources/software/bravia-signage-free/index.html>

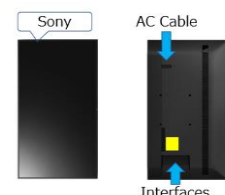
Portrait/Tilt Installation Support

Portrait/Tilt Installation Support (BZ Series)

| | | Landscape (up 10cm) | | | | Portrait (up 10cm) | | | |
|-----|-----------------|---------------------|-------------------|--|-------------------|--------------------|-------------------|-------------------|-------------------|
| | | -20deg | -15deg | 0deg | +20deg | -20deg | -15deg | 0deg | +20deg |
| 32" | 32BZ30J | OK | OK | OK | OK | OK | OK | OK | OK |
| 43" | 43BZ30L | Ambient =<39°C | Ambient =<39°C | Ambient =<38°C or upper 30cm wall | Ambient =<37°C | OK | OK | Ambient =<38°C | Ambient =<36°C |
| 50" | 50BZ30L | OK | OK | Ambient =<38°C or upper 30cm wall | Ambient =<38°C | OK | OK | OK | OK |
| 55" | 55BZ30L/35L/40L | OK | OK | OK | Ambient =<39°C | NG | Ambient =<37°C | Ambient =<36°C | Ambient =<38°C |
| 65" | 65BZ30L/35L | OK | OK | OK | OK | NG | Ambient =<38°C | Ambient =<38°C | Ambient =<38°C |
| | 65BZ40L | OK | OK | OK | OK | NG | OK | OK | OK |
| 75" | 75BZ30L/35L/40L | OK | OK | OK | OK | NG | Ambient =<37°C | Ambient =<38°C | Ambient =<39°C |
| 85" | 85BZ30L/35L/40L | OK | OK | OK | OK | NG | OK | OK | OK |
| 98" | 98BZ53L | NG | OK | OK | OK | NG | OK | OK | OK |

Portrait Direction:

Sony logo should be located on the top left



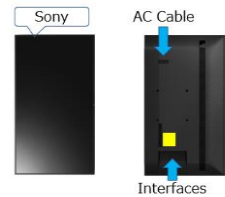
PRODUCT FLASH

Portrait/Tilt Installation Support (EZ Series)

| | | Landscape (up 10cm) | | | | Portrait (up 10cm) | | | |
|-----|---------|---------------------|------------------|------------------|------------------|--------------------|------------------|------------------|------------------|
| | | -20deg | -15deg | 0deg | +20deg | -20deg | -15deg | 0deg | +20deg |
| 43" | 43EZ20L | Ambient ≤38°C | Ambient ≤38°C | Ambient ≤40°C | Ambient ≤40°C | Ambient ≤37°C | Ambient ≤37°C | Ambient ≤37°C | Ambient ≤37°C |
| 50" | 50EZ20L | Ambient ≤40°C | Ambient ≤40°C | Ambient ≤40°C | Ambient ≤40°C | Ambient ≤40°C | Ambient ≤40°C | Ambient ≤40°C | Ambient ≤40°C |
| 55" | 55EZ20L | Ambient ≤40°C | Ambient ≤40°C | Ambient ≤40°C | Ambient ≤40°C | | Ambient ≤40°C | Ambient ≤40°C | Ambient ≤40°C |
| 65" | 65EZ20L | Ambient ≤40°C | Ambient ≤40°C | Ambient ≤40°C | Ambient ≤40°C | | Ambient ≤40°C | Ambient ≤40°C | Ambient ≤40°C |
| 75" | 75EZ20L | Ambient ≤40°C | Ambient ≤40°C | Ambient ≤40°C | Ambient ≤40°C | | Ambient ≤40°C | Ambient ≤40°C | Ambient ≤39°C |

Portrait Direction:

Sony logo should be located on the top left.



For CAD files on all series [click here](#) to download.

URL <https://sonyeur.sharepoint.com/:f:/s/S022-051-ExtCollab/MiPe/Ek5dXRjJPdIAsyHFxQ-aiu0Bfa1-xLbeQze7-RqSHAdtuQ?e=QAH6yF>

SPECIFICATIONS

FW-BZ53L_BZ40L Series

| | | FW98BZ53L | FW85BZ40L | FW75BZ40L | FW65BZ40L | FW55BZ40L |
|--------------|--|----------------------------|----------------------------|----------------------------|----------------------------|----------------------------|
| System | OS | Android 10 | Android 10 | Android 10 | Android 10 | Android 10 |
| | TV Turner | No | No | No | No | No |
| Panel | Brightness (cd/m2) | 780 | 650 | 700 | 700 | 700 |
| | Peak Brightness (cd/m2) | 1500 | - | - | - | - |
| | Operating Hours | 24/7 | 24/7 | 24/7 | 24/7 | 24/7 |
| | Response Time (ms)(*1) | 7 | 15.9 | 8 | 8 | 8 |
| | Panel type (IPS / VA) | VA | VA | IPS | IPS | IPS |
| | Panel Surface | Deep Black Non-Glare | Deep Black Non-Glare | Deep Black Non-Glare | Deep Black Non-Glare | Deep Black Non-Glare |
| | Haze% | 47 | 58 | 47 | 47 | 47 |
| | Backlight type | Direct (Full Array LED) | Direct LED | Direct LED | Direct LED | Direct LED |
| Video | 4K Processor | Cognitive Processor XR | 4K HDR Processor X1 | 4K HDR Processor X1 | 4K HDR Processor X1 | 4K HDR Processor X1 |
| | HDR compatibility | HDR10 HLG Dolby Vision | HDR10 HLG Dolby Vision | HDR10 HLG Dolby Vision | HDR10 HLG Dolby Vision | HDR10 HLG Dolby Vision |
| Size | VESA® Hole Pitch (mm) | 600x400 | 400x400 | 300x300 | 300x300 | 300x300 |
| | Display Only (WxHxD) (mm) Approx. | 2199x1255x85 | 1899x1089x71 | 1686x969x72 | 1462x842x71 | 1243x721x71 |
| | Display with Stand (WxHxD) (mm) Approx. | - | 1899x1176x456 | 1686x1045x410 | 1462x912x338 | 1243x787x338 |
| | Package Carton (WxHxD) (mm) Approx. | 2330x1394x283 | 2038x1243x260 | 1812x1118x189 | 1576x969x186 | 1350x839x162 |
| Weight | Display Only (kg) Approx. | 67.2 | 44.5 | 31.5 | 21.4 | 15.8 |
| | Display with Stand (kg) Approx. | - | 46 | 32.7 | 22.3 | 16.7 |
| | Package Carton (kg) Approx. | 91 | 62 | 43 | 30 | 23 |
| Power | Power consumption (W) | - | - | - | - | - |
| | Power consumption (in Standby) (W) | 0.5 | 0.5 | 0.5 | 0.5 | 0.5 |
| Installation | Portrait | Yes | Yes^ | Yes^ | Yes | Yes^ |
| | Tilt | Yes^ | Yes^ | Yes^ | Yes^ | Yes^ |
| Signage | Easy HTML5 Signage embedded | Yes | Yes | Yes | Yes | Yes |
| | Multicast / IPTV | Yes | Yes | Yes | Yes | Yes |
| Control | Pro Mode | Yes | Yes | Yes | Yes | Yes |
| | IP | Yes | Yes | Yes | Yes | Yes |
| | HDMI CEC | Yes | Yes | Yes | Yes | Yes |
| | RS232C | Yes | Yes | Yes | Yes | Yes |
| | Bezel Type | Aluminium | Aluminium | Mold | Mold | Mold |
| Other | Bezel Size (Top Side Bottom) (mm) | 18x18x18 | 11.9x11.9x20.6 | 16x16x21 | 15.1x15.1x19.6 | 15.1x15.1x19.6 |
| | Optional Touch Overlay (Additional Charge) | No | No | No | No | No |
| | Standard Warranty Onsite Warranty | 3 Year | 3 Year | 3 Year | 3 Year | 3 Year |

^ Limitation apply, please check above "Portrait/Tilt Installation Support" or consult your Sony sales representative for advice.

All information contained herein is correct at time of printing. Sony Australia accepts no responsibility for false or misleading information.

PRODUCT FLASH

SPECIFICATIONS

FW-BZ35L Series

| | | FW75BZ35L | FW65BZ35L | FW55BZ35L |
|-------------------------------------|--|----------------------------|----------------------------|----------------------------|
| System | OS | Android 10 | Android 10 | Android 10 |
| | TV Turner | No | No | No |
| Panel | Brightness (cd/m2) | 550 | 550 | 550 |
| | Peak Brightness (cd/m2) | - | - | - |
| | Operating Hours | 24/7 | 24/7 | 24/7 |
| | Response Time (ms)(*1) | 8 | 8 | 8 |
| | Panel type (IPS / VA) | IPS | IPS | IPS |
| | Panel Surface | AG | AG | AG |
| | Haze% | 1 | 1 | 1 |
| Video | Backlight type | Direct LED | Direct LED | Direct LED |
| | 4K Processor | 4K HDR Processor X1 | 4K HDR Processor X1 | 4K HDR Processor X1 |
| Size | HDR compatibility | HDR10 HLG Dolby Vision | HDR10 HLG Dolby Vision | HDR10 HLG Dolby Vision |
| | VESA® Hole Pitch (mm) | 300x300 | 300x300 | 300x300 |
| | Display Only (WxHxD) (mm) Approx. | 1686x969x72 | 1462x842x71 | 1243x721x71 |
| Weight | Display with Stand (kg) Approx. | 1686x1045x410 | 1462x912x338 | 1243x787x338 |
| | Package Carton (kg) Approx. | 1812x1118x189 | 1576x969x186 | 1350x839x162 |
| Power | Display Only (kg) Approx. | 31.5 | 21.2 | 15.7 |
| | Display with Stand (kg) Approx. | 32.7 | 22.1 | 16.6 |
| Installation | Package Carton (kg) Approx. | 43 | 30 | 23 |
| | Power consumption (W) | - | - | - |
| Signage | Power consumption (in Standby) (W) | 0.5 | 0.5 | 0.5 |
| | Portrait | Yes^ | Yes | Yes^ |
| Control | Tilt | Yes^ | Yes^ | Yes^ |
| | Easy HTML5 Signage embedded | Yes | Yes | Yes |
| Other | Multicast / IPTV | Yes | Yes | Yes |
| | Pro Mode | Yes | Yes | Yes |
| | IP | Yes | Yes | Yes |
| | HDMI CEC | Yes | Yes | Yes |
| Other | RS232C | Yes | Yes | Yes |
| | Bezel Type | Mold | Mold | Mold |
| | Bezel Size (Top Side Bottom) (mm) | 16x16x21 | 15.1x15.1x19.6 | 15.1x15.1x19.6 |
| | Optional Touch Overlay (Additional Charge) | No | No | No |
| Standard Warranty Onsite Warranty | | 3 Year | 3 Year | 3 Year |

FW-BZ30L_BZ30J Series

| | | FW85BZ30L | FW75BZ30L | FW65BZ30L | FW55BZ30L | FW50BZ30L | FW43BZ30L | FW32BZ30J |
|--------------|--|----------------------------|----------------------------|----------------------------|----------------------------|----------------------------|----------------------------|----------------------------|
| System | OS | Android 10 | Android 10 | Android 10 | Android 10 | Android 10 | Android 10 | Android 10 |
| | TV Turner | No | No | No | No | No | No | No |
| Panel | Brightness (cd/m2) | 440 | 440 | 440 | 440 | 440 | 440 | 300 |
| | Peak Brightness (cd/m2) | - | - | - | - | - | - | - |
| | Operating Hours | 24/7 | 24/7 | 24/7 | 24/7 | 24/7 | 24/7 | 24/7 |
| | Response Time (ms)(*1) | 15.9 | 8 | 8 | 8 | 9.5 | 8 | 10 |
| | Panel type (IPS / VA) | VA | IPS | IPS | IPS | VA | IPS | VA |
| | Panel Surface | AG | AG | AG | AG | AG | AG | AG |
| | Haze% | 2 | 1 | 1 | 1 | 1 | 1 | 25 |
| Video | Backlight type | Direct LED | Direct LED | Direct LED | Direct LED | Direct LED | Direct LED | Edge LED |
| | 4K Processor | 4K HDR Processor X1 | 4K HDR Processor X1 | 4K HDR Processor X1 | 4K HDR Processor X1 | 4K HDR Processor X1 | 4K HDR Processor X1 | 4K HDR Processor X1 |
| Size | HDR compatibility | HDR10 HLG Dolby Vision | HDR10 HLG Dolby Vision | HDR10 HLG Dolby Vision | HDR10 HLG Dolby Vision | HDR10 HLG Dolby Vision | HDR10 HLG Dolby Vision | HDR10 HLG Dolby Vision |
| | VESA® Hole Pitch (mm) | 400x400 | 300x300 | 300x300 | 300x300 | 200x200 | 200x200 | 100x200 |
| | Display Only (WxHxD) (mm) Approx. | 1899x1089x71 | 1686x969x72 | 1462x842x71 | 1243x721x71 | 1126x653x70 | 972x567x70 | 726x430x76 |
| Weight | Display with Stand (kg) Approx. | 1899x1176x456 | 1686x1045x410 | 1462x912x338 | 1243x787x338 | 1126x718x286 | 972x632x286 | 726x454x172 |
| | Package Carton (kg) Approx. | 2038x1243x260 | 1812x1118x189 | 1576x969x186 | 1350x839x162 | 1228x786x143 | 1072x699x143 | 814x551x152 |
| Power | Display Only (kg) Approx. | 62 | 43 | 30 | 23 | 16 | 14 | 7.5 |
| | Display with Stand (kg) Approx. | 44.5 | 31.7 | 21.2 | 15.7 | 12.3 | 10 | 7.7 |
| Installation | Package Carton (kg) Approx. | 46 | 32.9 | 22.1 | 16.6 | 12.9 | 10.5 | 10 |
| | Power consumption (W) | - | - | - | - | - | - | 66 |
| Signage | Power consumption (in Standby) (W) | 0.5 | 0.5 | 0.5 | 0.5 | 0.5 | 0.5 | 0.5 |
| | Portrait | Yes^ | Yes^ | Yes | Yes^ | Yes | Yes | Yes |
| Other | Tilt | Yes^ | Yes^ | Yes^ | Yes^ | Yes^ | Yes^ | Yes |
| | Easy HTML5 Signage embedded | Yes | Yes | Yes | Yes | Yes | Yes | Yes |
| | Multicast / IPTV | Yes | Yes | Yes | Yes | Yes | Yes | Yes |
| | Pro Mode | Yes | Yes | Yes | Yes | Yes | Yes | Yes |
| Other | IP | Yes | Yes | Yes | Yes | Yes | Yes | Yes |
| | HDMI CEC | Yes | Yes | Yes | Yes | Yes | Yes | Yes |
| | RS232C | Yes | Yes | Yes | Yes | Yes | Yes | Yes |
| | Bezel Type | Aluminium | Mold | Mold | Mold | Mold | Mold | Mold |
| Other | Bezel Size (Top Side Bottom) (mm) | 11.9x19.1x20.6 | 16x16x21 | 15.1x15.1x19.6 | 15.1x15.1x19.6 | 13.6x13.6x19.6 | 13.6x13.6x20.7 | 12.3x12.3x15.4 |
| | Optional Touch Overlay (Additional Charge) | No | No | No | No | No | No | No |
| | Standard Warranty Onsite Warranty | 3 Year | 3 Year | 3 Year | 3 Year | 3 Year | 3 Year | 3 Year |

^ Limitation apply, please check above "Portrait/Tilt Installation Support" or consult your Sony sales representative for advice.

PRODUCT FLASH

SPECIFICATIONS

FW-EZ20L Series

| | | FW75EZ20L | FW65EZ20L | FW55EZ20L | FW50EZ20L | FW43EZ20L |
|--------------|--|--------------------|--------------------|--------------------|--------------------|--------------------|
| System | OS | Android 11 | Android 11 | Android 11 | Android 11 | Android 11 |
| | TV Turner | No | No | No | No | No |
| Panel | Brightness (cd/m2) | 350 | 350 | 350 | 350 | 350 |
| | Peak Brightness (cd/m2) | - | - | - | - | - |
| | Operating Hours | 16/7 | 16/7 | 16/7 | 16/7 | 16/7 |
| | Response Time (ms)(*1) | 8 | 8 | 8 | 6 | 8 |
| | Panel type (IPS / VA) | IPS | IPS | IPS | VA | IPS |
| | Panel Surface | AG | AG | AG | AG | AG |
| | Haze% | 1 | 1 | 1 | 3 | 1 |
| Video | Backlight type | Direct LED | Direct LED | Direct LED | Direct LED | Direct LED |
| | 4K Processor | 4K Processor X1 | 4K Processor X1 | 4K Processor X1 | 4K Processor X1 | 4K Processor X1 |
| Size | HDR compatibility | HDR10 HLG | HDR10 HLG | HDR10 HLG | HDR10 HLG | HDR10 HLG |
| | VESA* Hole Pitch (mm) | 300x300 | 300x300 | 300x300 | 200x200 | 200x200 |
| | Display Only (WxHxD) (mm) Approx. | 1686x969x72 | 1462x842x71 | 1243x721x71 | 1126x653x70 | 972x567x70 |
| | Display with Stand (WxHxD) (mm) Approx. | 1686x1045x410 | 1462x912x338 | 1243x787x338 | 1126x718x286 | 972x632x286 |
| Weight | Package Carton (WxHxD) (mm) Approx. | 1812x1118x189 | 1576x969x186 | 1350x839x162 | 1242x786x143 | 1072x699x143 |
| | Display Only (kg) Approx. | 30.4 | 20.4 | 15.3 | 12.1 | 9.3 |
| | Display with Stand (kg) Approx. | 31.6 | 21.3 | 16.2 | 12.7 | 9.8 |
| Power | Package Carton (kg) Approx. | 41 | 28 | 22 | 16 | 13 |
| | Power consumption (W) | - | - | - | - | - |
| Installation | Power consumption (in Standby) (W) | 0.5 | 0.5 | 0.5 | 0.5 | 0.5 |
| | Portrait | Yes^ | Yes^ | Yes^ | Yes^ | Yes^ |
| Signage | Tilt | Yes^ | Yes^ | Yes^ | Yes^ | Yes^ |
| | Easy HTML5 Signage embedded | Yes | Yes | Yes | Yes | Yes |
| | Multicast / IPTV | - | - | - | - | - |
| Control | Pro Mode | Simple pro setting | Simple pro setting | Simple pro setting | Simple pro setting | Simple pro setting |
| | IP | Simple IP | Simple IP | Simple IP | Simple IP | Simple IP |
| | HDMI CEC | Yes | Yes | Yes | Yes | Yes |
| | RS232C | Yes | Yes | Yes | Yes | Yes |
| Other | Bezel Type | Mold | Mold | Mold | Mold | Mold |
| | Bezel Size (Top Side Bottom) (mm) | 16x16x21 | 15.1x15.1x19.5 | 15.1x15.1x19.6 | 13.6x13.6x19.9 | 13.6x13.6x20.7 |
| | Optional Touch Overlay (Additional Charge) | No | No | No | No | No |
| | Standard Warranty Onsite Warranty | 3 Year | 3 Year | 3 Year | 3 Year | 3 Year |

^ Limitation apply, please check above "Portrait/Tilt Installation Support" or consult your Sony sales representative for advice.